

## PANDUAN E-LEARNING STIPRAM

### 1. Kunjungi Website E-learning di laman <http://tip.stipram.ac.id>

Course categories

- ▶ D3 Perhotelan (11)
- ▶ S1 Hospitality
- ▶ S2 Pariwisata

Site news  
(No news has been posted yet)

Main menu

- Site news

Navigation

Home

- Site news
- ▶ Courses

Calendar

August 2018

### 2. Mahasiswa mendaftar Peserta E-learning

Home > Log in to the site

Log in

Username

Password

Remember username

Log in

[Forgotten your username or password?](#)

Cookies must be enabled in your browser

Some courses may allow guest access

Log in as a guest

Is this your first time here?

Hi! For full access to courses you'll need to take a minute to create a new account for yourself on this web site. Each of the individual courses may also have a one-time "enrolment key", which you won't need until later. Here are the steps:

1. Fill out the [New Account](#) form with your details.
2. An email will be immediately sent to your email address.
3. Read your email, and click on the web link it contains.
4. Your account will be confirmed and you will be logged in.
5. Now, select the course you want to participate in.
6. If you are prompted for an "enrolment key" - use the one that your teacher has given you. This will "enrol" you in the course.
7. You can now access the full course. From now on you will only need to enter your personal username and password (in the form on this page) to log in and access any course you have enrolled in.

Create new account

Create New Account untuk mendaftar menjadi peserta E-learning.

## New account

▼ Collapse all

▼ Choose your username and password

Username\* 2161394001

The password must have at least 8 characters, at least 1 digit(s), at least 1 lower case letter(s), at least 1 upper case letter(s), at least 1 non-alphanumeric character(s) such as \*, -, ., or #

Password\* @Raml1234  Unmask

▼ More details

Email address\* aamriedm@gmail.com

Email (again)\* aamriedm@gmail.com

First name\* Raml1

Surname\* Amirulloh (R)

City/town Yogyakarta

Country Indonesia

Create my new account

Cancel

Username : nim (nomor induk mahasiswa)

Password : password maksimal 8 karakter, perpaduan angka, huruf, simbol

Email address : email aktif

Email (again) : email aktif

First Name : Nama depan

Surname : **Nama belakang** , ditambah dengan (nama kelas)  
misal : **Amirrulloh (R)**

City/town : Kota OJT/Magang

Country : Indonesia

Selesai input, Klik **Create my New Account.**

Home ► Confirm your account

An email should have been sent to your address at [aamrie\\_dm@yahoo.com](mailto:aamrie_dm@yahoo.com)

It contains easy instructions to complete your registration.

If you continue to have difficulty, contact the site administrator.

Continue

Admin akan **Confirm** pendaftaran mahasiswa sebagai peserta e-learning.

Dan **Klik Continue**.

### 3. Login sebagai Mahasiswa:

Home ► Log in to the site

#### Log in

Username

Password

Remember username

Log in

[Forgotten your username or password?](#)

Cookies must be enabled in your browser

Some courses may allow guest access

Log in as a guest

Inputkan Username dan Password, Selanjutnya Klik **Log In**.

Dan tampil **Halaman Dashboard** Login Mahasiswa/Peserta E-learning.

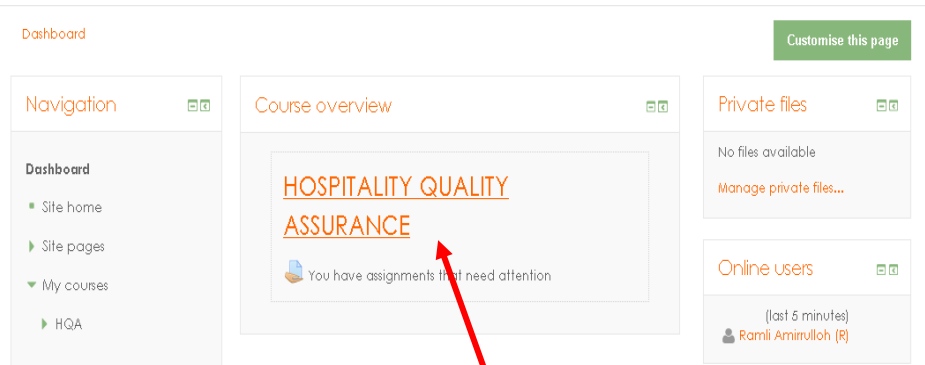
The screenshot displays the user's dashboard after logging in. At the top right, the user's name 'Ramli Amirulloh (R)' is shown next to a profile icon. A dropdown menu is open, listing options: Dashboard, Profile, Grades, Messages, Preferences, and Log out. A red arrow points from the 'Profile' option to a green box labeled 'Profil'. On the left, a 'Navigation' sidebar contains links for Site home, Site pages, My courses, and HQA. A red arrow points from the 'My courses' link to a green box labeled 'Mata Kuliah E-learning'. The main content area features a 'Course overview' section with the text 'HOSPITALITY QUALITY ASSURANCE' and a notification: 'You have assignments that need attention'. Other sections include 'Private files' (No files available) and 'Online users' (last 5 minutes), listing 'Ramli Amirulloh (R)' and 'Admin User'.

**Untuk edit Profil, Klik Profil dan Klik Edit Profil.**

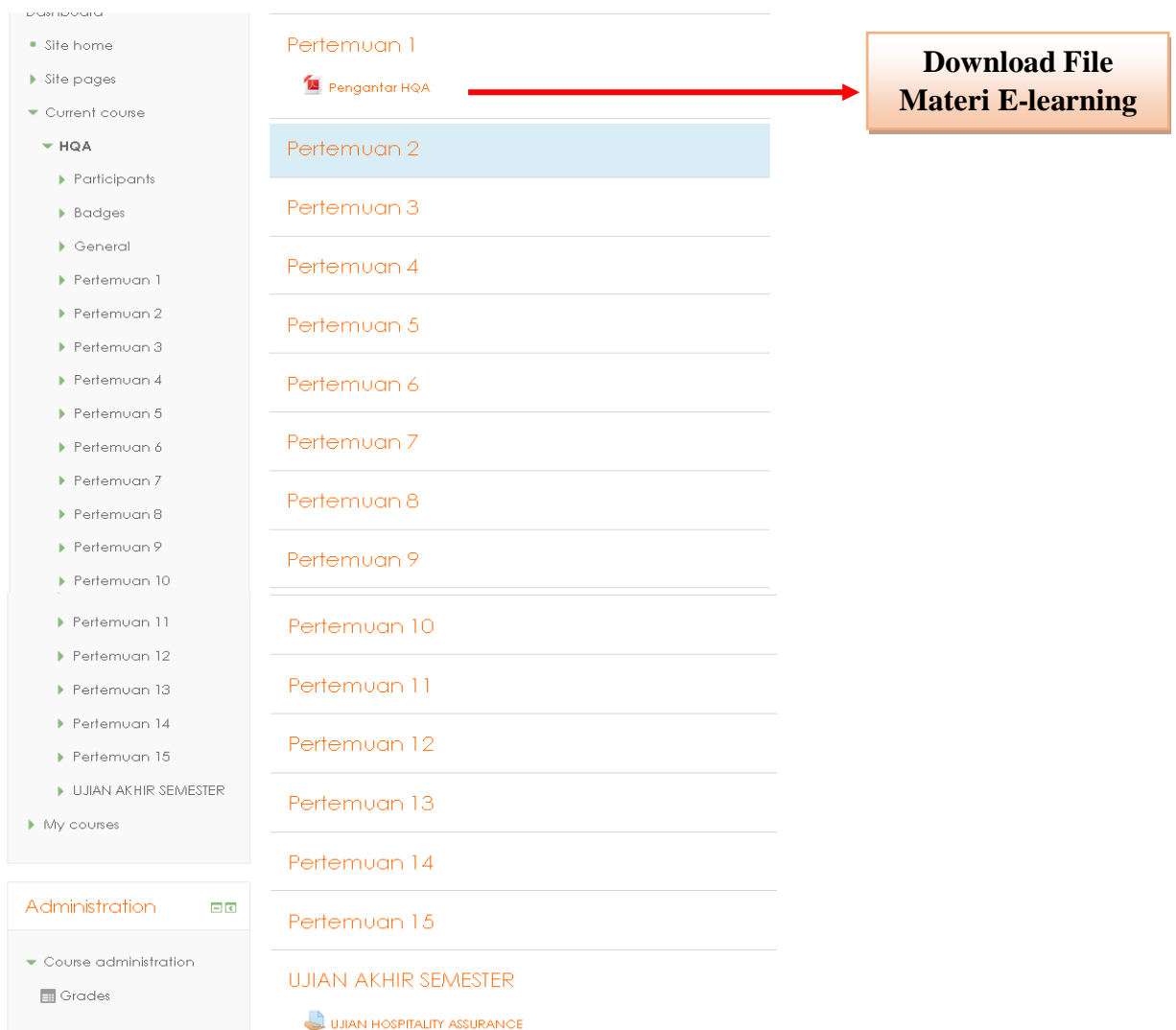
The screenshot shows a user profile editing interface. At the top, there is a navigation bar with 'Dashboard' and 'Profile'. Below this, there are several summary boxes: 'User details' (Country: Indonesia, City/town: Yogyakarta) with an 'Edit profile' link; 'Course details' (Course profiles: HOSPITALITY QUALITY ASSURANCE); 'Miscellaneous' (Blog entries, Forum posts, Forum discussions); 'Reports' (Browser sessions); and 'Login activity' (First and last access to site). A red arrow points from the 'Edit profile' link to the 'Edit profile' button at the bottom of the page. Below the summary boxes is a form with fields for 'First name\*' (Ramli), 'Surname\*' (Amirulloh [R]), 'Email address\*' (aamrie\_dm@yahoo.com), 'Email display' (Allow only other course members to see my email address), 'City/town' (Yogyakarta), 'Select a country' (Indonesia), and 'Timezone' (Server timezone (Asia/Jakarta)). To the right of the form is a green button labeled 'Upload Foto Resmi'. Below the form, there is a section for 'Current picture' (None) and 'New picture' (Maximum size for new files: 25MB, maximum attachments: 1). A file upload interface is shown with a dashed box and a blue arrow pointing down, with the text 'You can drag and drop files here to add them.' Below this is a 'Picture description' field. At the bottom, there are sections for 'Additional names', 'Interests', and 'Optional'. A red arrow points from the 'Update profile' button to the 'Update profile' text in the bottom instruction.

Klik **Update Profile**.

## Untuk Melihat dan Mendownload Materi Kuliah



Klik Mata Kuliah, missal **Hospitality Quality Assurance**.



## Melakukan UJIAN Akhir Semester

Klik **UJIAN AKHIR SEMESTER**, tampil:

- **Untuk Melihat Soal, klik File Ujian :**

### UJIAN HOSPITALITY ASSURANCE

UJIAN HOSPITALITY ASSURANCE untuk D3 Semester 5

 Hospitality Quality Assurance.jpg

**Lihat/Download  
Soal UJIAN**

#### Submission status

Submission status	No attempt
Grading status	Not graded
Due date	Thursday, 9 August 2018, 9:15 AM
Time remaining	Assignment is overdue by: 8 days 7 hours
Last modified	-
Submission comments	<a href="#">Comments (0)</a>

Add submission

Make changes to your submission

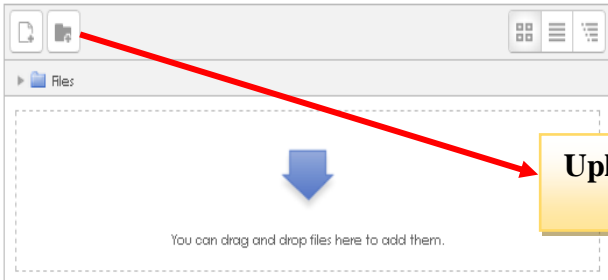
Jawaban dikerjakan di **KERTAS DENGAN TULISAN SENDIRI**,  
silakan **FOTO/SCAN** atau menggunakan Aplikasi CamScanner dari Handphone.

- **Untuk MengUPLOAD Jawaban Anda**, silakan Klik **Add submission**.

### UJIAN HOSPITALITY ASSURANCE

UJIAN HOSPITALITY ASSURANCE untuk D3 Semester 5

File submissions Maximum size for new files: 1 MB, maximum attachments: 1



You can drag and drop files here to add them.

Save changes

Cancel

Setelah berhasil Upload Jawaban, Klik **Save Changes**.